


LEVEL DETECTOR

EN

For ASIN AQUA: Home, Salt, Oxygen, Profi




Level detector

#13366

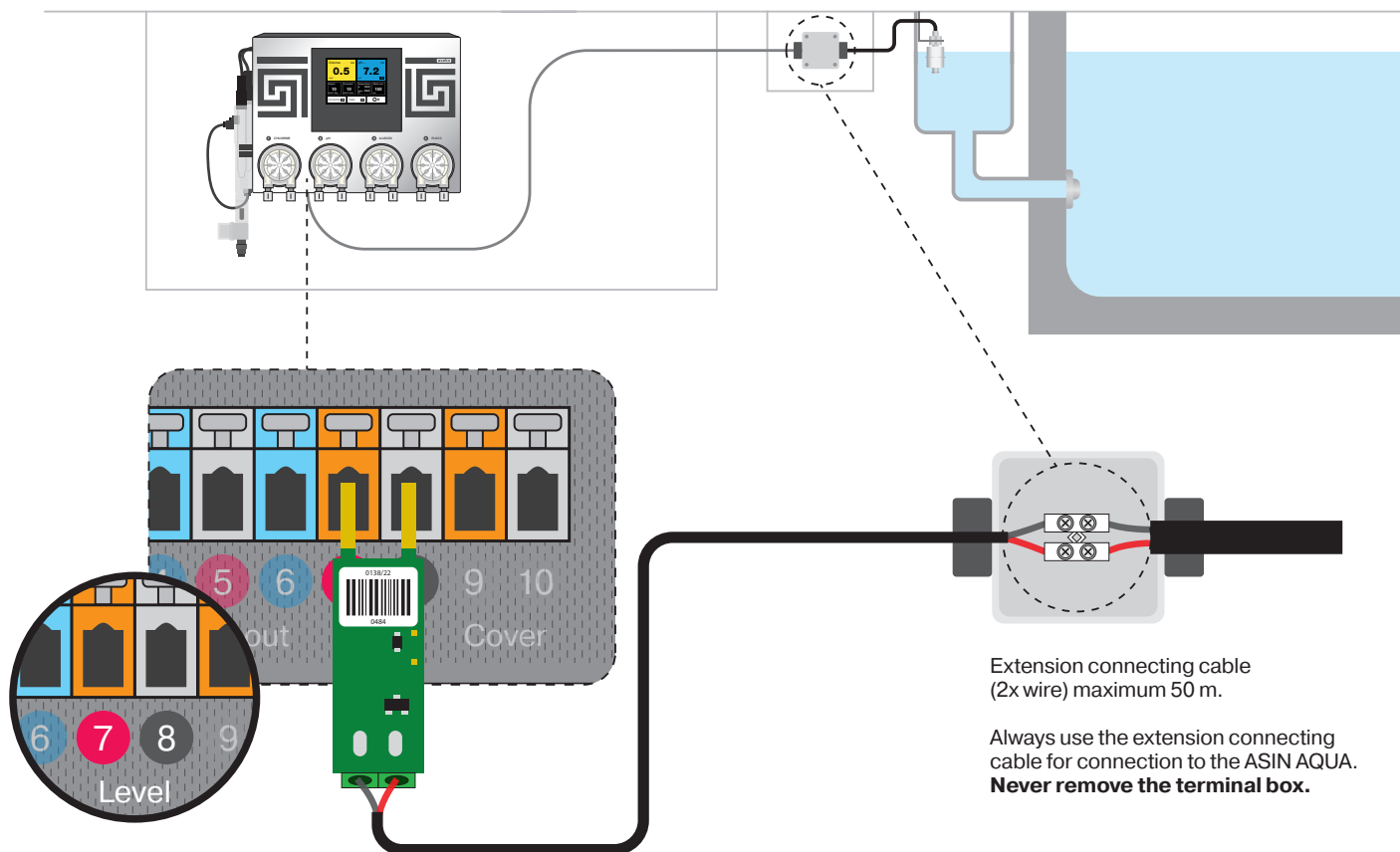
To connect the float adapter to the dosing machine, use relay number 7 and 8 (level) and make sure to align the flat side of the adapter facing upwards. Then, attach the extension connection cable and connect it to the terminal box with the float level meter.

Next, on the dosing machine's home screen, select WATER LEVEL and enter the values for Filling OFF (75 cm) and Filling ON (45 cm). Please note that you don't need to set a High level alarm or a Low level alarm with the skimmer level meter.

The level meter is compatible with the ASIN AQUA series: Home, Oxygen, Salt, Profi.



Installation

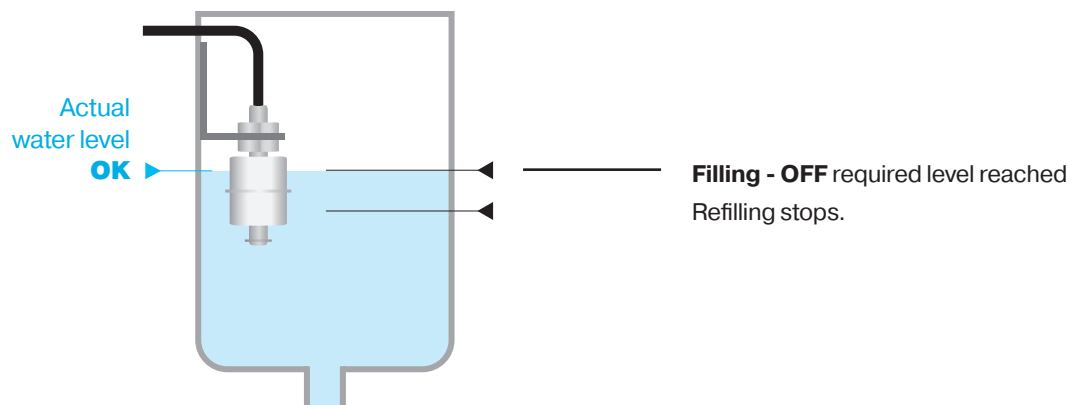


The function of the level meter

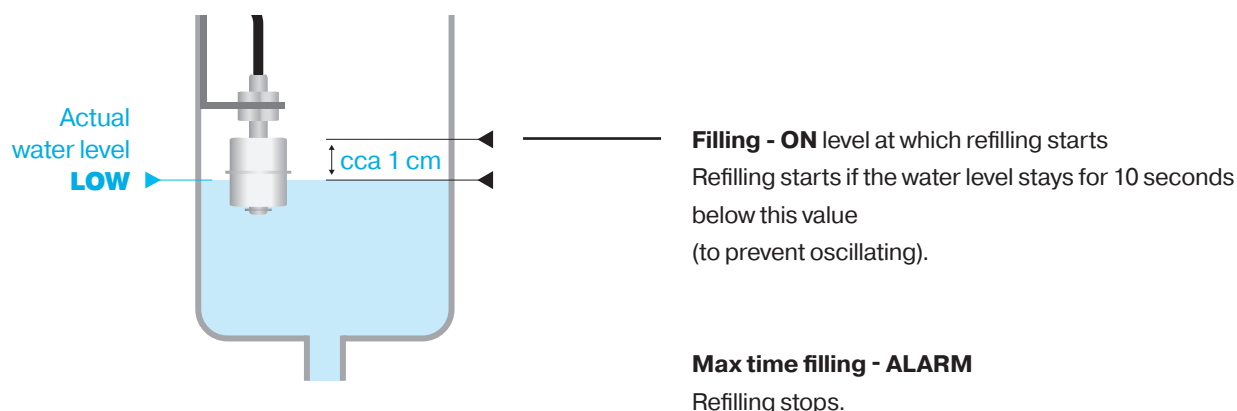
The water level is monitored in two levels.
Levels are entered in centimeters in the configuration of ASIN AQUA.

Levels:

Level OK – stop filling



Level Low – start filling



Protection, safety and compatibility

The level meter is equipped with protection against reverse polarity of the supply voltage and against current overload.

Protection against dangerous contact is ensured by a small safe voltage according to ČSN 33 2000-4-41

Electromagnetic compatibility is ensured according to the standards ČSN EN 55011/B, ČSN EN 61326-1, ČSN EN 61000-4-2 (8 kV), -4-3 (10 V/m), -4-4 (2 kV) a -4-6 (10 V).

