



3W Kugelhahn - Kugelstellungen L / T 3W ball valve – ball position L / T

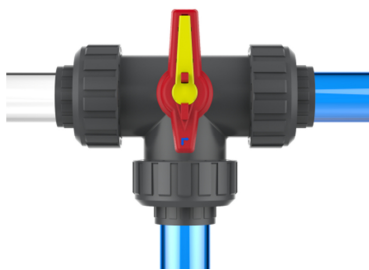

L-Kugel / L-ball




Pos 1 – Verteilen
pos 1 – divide



Pos 2 und 3 – Absperren der Fließrichtung
pos 2 and 3 – shut off flow direction



Pos 4 – Verteilen
pos 4 – divide




Pos. 4 – Mischen
pos. 4 – mixing

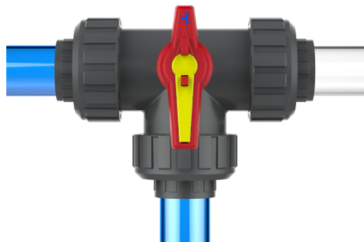


Pos. 5 – Durchfluss
pos. 5 – passage

T-Kugel / T-ball



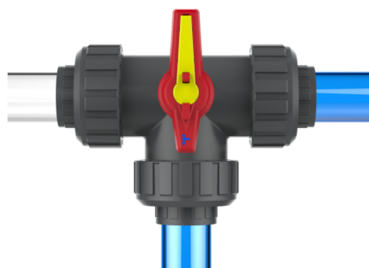
Pos 1 – Mischen
pos 1 – mixing




Pos 2 – Verteilen
pos 2 – divide



Pos 3 - Durchfluss
pos 3 - passage



Pos 4 – Verteilen
pos 4 - divide

 = Fließrichtung / flow direction